



WELCOME TO ADOLPHUS ELEMENTARY


2024-2025



MEET YOUR ADMIN TEAM



**MRS. STACY BOARMAN,
PRINCIPAL**
sboarman@lcisd.org



**MRS. JULIE JACKSON,
ASSISTANT PRINCIPAL**
GRADES: K, 2, 4
jjackson@lcisd.org



**MS. FLO ROMERO,
ASSISTANT PRINCIPAL**
GRADES: PK, 1, 3, 5
maria.romero@lcisd.org



CAMPUS LEADERSHIP TEAM



**MS. JENNA JARISCH,
COUNSELOR: K, 2, 4**

jenna.jarisch@lcisd.org

**MRS. CASSIE VENABLE,
COUNSELOR: PK, 1, 3, 5**

cvenable@lcisd.org



**MRS. MECHAIA LONG,
INSTRUCTIONAL COACH**

mlong@lcisd.org

**MS. RASHANA MCDANIEL,
INSTRUCTIONAL COACH**

rmcdaniel@lcisd.org



**MRS. GRACE ROMAN,
EB SPECIALIST**


groman@lcisd.org



2024-2025 SCHOOL YEAR

ADOLPHUS THEME

LCISD THEME



CAMPUS IMPROVEMENT PLAN

The Campus Improvement Plan (CIP) serves as the blueprint for how the campus will actually address the needs identified during the Comprehensive Needs Assessment (CNA).



ATTENDANCE: ABSENCE POLICY

3 Unexcused Absences:

Teacher contacts parents

4 Unexcused Absences:

Counselor contacts parents

6 Unexcused Absences:

Family Support Specialist contacts parents

8 Unexcused Absences:

Parent meeting with the attendance review committee & intervention plan

10 Unexcused Absences:

Truancy Filed

Up to 5 Parent letters will be accepted for excused absences. Absences after 5 will be marked as unexcused, unless a Doctor's note is presented.

The Texas attendance policy states that a student must be in a class at least 90% of the time if they want to be sure to get credit for that class.


If students miss 18 or more school days, it can prevent them from promoting to the next grade level.



ATTENDANCE

in the early grades

Many of our youngest students miss 10 percent of the school year—about 18 days a year or just two days every month. Chronic absenteeism in kindergarten, and even preK, can predict lower test scores, poor attendance and retention in later grades, especially if the problem persists for more than a year. Do you know how many young children are chronically absent in your school or community?



Who Is Affected

Kindergarten and 1st grade classes often have absenteeism rates as high as those in high school. Many of these absences are excused, but they still add up to lost time in the classroom.

1 in 10 kids

in kindergarten and 1st grade are chronically absent. In some schools, it's as high as 1 in 4.¹



2 in 10 low-income kids miss too much school. They're also more likely to suffer academically.¹



2.5 in 10 homeless kids are chronically absent.²



4 in 10 transient kids miss too much school when families move.²



¹ Chang, Hedy; Romero, Mariajose, Present, *Engaged and Accounted For: The Critical Importance of Addressing Chronic Absence in the Early Grades*, National Center for Children in Poverty: NY: NY, September 2008.

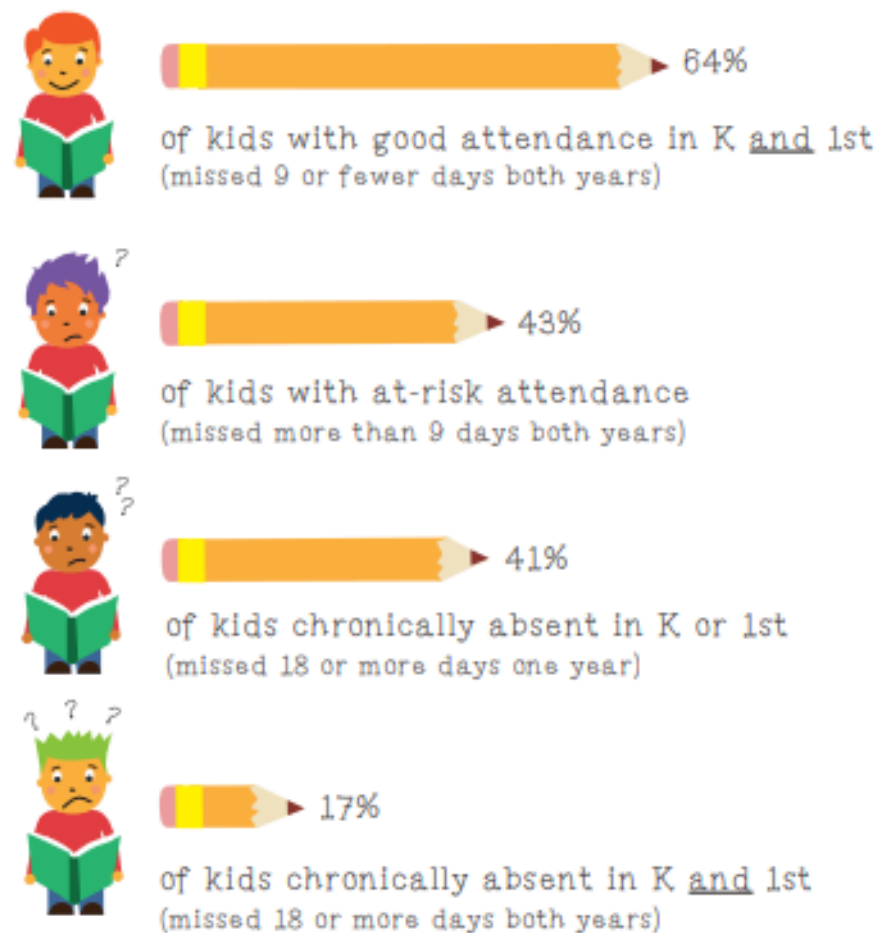
² *Chronic Absence in Utah*, Utah Education Policy Center at the University of Utah, 2012.

Why It Matters

If children don't show up for school regularly, they miss out on fundamental reading and math skills and the chance to build a habit of good attendance that will carry them into college and careers.

Preliminary data from a California study found that children who were chronically absent in kindergarten and 1st grade were far less likely to read proficiently at the end of 3rd grade.

Who Can Read on Grade Level After 3rd Grade?³



³ *Attendance in Early Elementary Grades: Association with Student Characteristics, School Readiness and Third Grade Outcomes*, Applied Survey Research, May 2011.

What We Can Do



Engage Families

Many parents and students don't realize how quickly early absences can add up to academic trouble. Community members and teachers can educate families and build a culture of attendance through early outreach, incentives and attention to data.



Fix Transportation

The lack of a reliable car, or simply missing the school bus, can mean some students don't make it to class. Schools, transit agencies and community partners can organize car pools, supply bus passes or find other ways to get kids to school.



Address Health Needs

Health concerns, particularly asthma and dental problems, are among the leading reasons students miss school in the early grades. Schools and medical professionals can work together to give children and families health care and advice.



Track the Right Data

Schools too often overlook chronic absence because they track average attendance or unexcused absences, not how many kids miss too many days for any reason. Attendance Works has free data-tracking tools.

These are a few steps that communities and schools can take. How do you think you can help?



Help Your Child Succeed in School: Build the Habit of Good Attendance Early

DID YOU KNOW?


- Starting in preschool and kindergarten, too many absences can cause children to fall behind in school.
- Missing 10%, or about 2 days each month over the course of a school year, can make it harder to learn to read.
- Students can still fall behind if they miss just one or two days every few weeks.
- Being late to school may lead to poor attendance.
- Absences and tardiness can affect the whole classroom if the teacher has to slow down learning to help children catch up.

Attending school regularly helps children feel better about school—and themselves. Start building this habit in preschool so they learn right away that going to school on time, every day is important. Eventually good attendance will be a skill that will help them succeed in high school and college.

WHAT YOU CAN DO

- Set a regular bedtime and morning routine.
- Lay out clothes and pack backpacks the night before.
- Keep your child healthy and make sure your child has the required shots.
- Introduce your children to their teachers and classmates before school starts.
- Develop backup plans for getting to school if something comes up. Call on a family member, a neighbor, or another parent.
- Try to schedule non-urgent related medical appointments and extended trips when school isn't in session.
- If your child seems anxious about going to school, talk to teachers, school counselors and other parents for advice on how to make your child feel comfortable and excited about learning.
- If you are concerned that your child may have a contagious illness, call your school or health care provider for advice.
- If your child must stay home due to illness, ask the teacher for resources and ideas to continue learning at home.

When Do Absences Become a Problem?



Note: These numbers assume a 180-day school year.

Visit Attendance Works at www.attendanceworks.org for free downloadable resources and tools!



Help Your Child Succeed in Preschool and Kindergarten Build the Habit of Good Attendance

DID YOU KNOW...

Showing up on time every day is important to your child's success and learning from preschool forward.

Missing 10% of school (1 or 2 days every few weeks) can make it harder to:

- Gain early reading and math skills.
- Build relationships.
- Develop good attendance habits.

High quality preschool and kindergarten has many benefits!

- The routines your child develops will continue throughout school.
- Make the most of early grades by encouraging your child to attend every day.

WHAT YOU CAN DO

Work with your child and his/her teacher to develop your child's strong attendance.

Talk about it – sing about it – make it an adventure!

- Set a regular bedtime and morning routine.
- Lay out clothes and pack backpacks the night before.
- Share ideas with other parents for getting to school on time.

Before the school year starts

- Find out what day school starts and begin a countdown!
- Make sure your child has the required shots.
- Attend orientation with your child to meet teachers and classmates and find out about health and safety procedures.

Ready, Set, GO!

- If you are concerned your child may have a contagious illness, call your school or health care provider for advice. Ask for resources to continue learning at home if needed.
- Ask family members or neighbors for assistance if you need help.
- Try to schedule non-urgent medical appointments and extended trips when school is not in session.
- If your child seems anxious about going to preschool, talk to the program director, teacher, your doctor or other parents for advice. Make sure the program is a good fit for your child.



Revised April 2024

Visit Attendance Works at www.attendanceworks.org for free downloadable resources and tools!

ATTENDANCE: TARDY POLICY

1st - Teacher meets with student to discuss why late

2nd - Teacher meets with student to discuss why late and to find a solution

3rd - Teacher contacts parent by phone as a courtesy to ensure they understand morning procedures and to help find a solution

4th - Counselor meets with student to develop a positive intervention plan

5th - Counselor contacts parent to ensure parent understands morning procedures and explains that next tardy will result in discipline referral.

6th and beyond - Discipline referral automatically entered into Skyward

The tardy count starts at zero each 9- week grading period.



STUDENT ID BADGE

Students must wear their ID badges everyday

- Used for buying breakfast/lunch, checking library books, and bus riding
- Used in an emergency reunification
- If lost, a \$5 replacement fee will be paid at the front office



PK and Kinder example



Grades 1-5 example

ADOLPHUS DRESS CODE

Adolphus Dress Code Reminder

Student: _____

- Shirt/Blouse must be collared red, white, black, gray, navy blue, or an official school or PTO shirt even when worn as undershirts.
- Bottoms must be solid red, black, white, gray, navy blue, khaki, or blue denim and free of rips, tears or holes. Any leggings or tights worn must be uniform color and must be worn under shorts or skirts. Shorts must be mid-thigh or longer.
- Jackets worn in building must be solid red, white, black, gray, navy blue, or an official PTO jacket.
- Shoes must be safe for school. Athletic, closed toe, and shoes with back are recommended. No heels, flip flops, house shoes, or wheels. Crocs are discouraged and are not allowed in PE.
- Hair must be clean, well-groomed, out of eyes, and shall be non-distracting or "conspicuous".

Dress Code Improvement Plan *The process starts every nine weeks.*

- 1st-Teacher talks to student and Dress code reminder sent home.
- 2nd-Teacher talks to student and calls parent. Dress code reminder sent home.
- 3rd-Conduct mark under Work Habits-Follows Directions. Dress code reminder sent home.
- 4th- Conduct mark under Work Habits-Follows Directions. Dress code reminder sent home. Counselor meets with student to create behavior contract.
- 5th+ - Conduct mark under Work Habits-Follows Directions. Students receive discipline referrals with a consequence of lunch detention in office.

"Dressing well is a form of good manners" ~ Tom Ford

Teacher Signature: _____ Date: _____

- **Shirt/Blouse must be collared red, white, black, gray, navy blue or an official school or PTO shirt.**
- **Bottoms must be solid red, black, white, gray, navy blue, khaki, or blue denim and free of rips, tears or holes.**
- **Any leggings or tights worn must be uniform color and must be worn under shorts or skirts.**
- **Jackets worn in building must be solid red, white, black, gray, navy blue or an official PTO jacket.**
- **Shoes must be safe for school. Athletic, closed toe and shoes with a back are recommended. No heels, flip flops, house shoes or wheels.**
- **Hair must be clean, well-groomed, out of eyes, and shall be non-distracting or "conspicuous".**
- **Please note: students who receive a 4th dress code reminder will receive a conduct mark in their folder.**



ADOLPHUS DRESS CODE

SAFARI TO SUCCESS SPIRIT DAYS

TO SHOW OUR SCHOOL SPIRIT, STUDENTS
ARE INVITED TO WEAR THEIR SAFARI
THEME SPIRIT SHIRT ON SPECIAL DATES!
LET'S CELEBRATE TOGETHER AND
SHOWCASE OUR SCHOOL PRIDE!



SCAN THE QR CODE TO PAY
THROUGH SCHOOL CASH, OR
PURCHASE ONE AT BULLDOG
BASICS WITH CASH OR CHECK

\$15.00 EACH

Sizes: Youth XS- L & Adult S- 3XL

Dates to wear Safari Spirit Shirt

SEPTEMBER 9	OCTOBER 7	NOVEMBER 4
JANUARY 13	FEBRUARY 3	
MARCH 3	APRIL 7	MAY 5

BUS TRANSPORTATION

Starting the 2024-2025 school year, Lamar CISD is moving from Smart Tag to Versatrans My Stop. You can access your student's bus route through the MyStop e-link to view:

- Route number
- Bus stops
- Estimated arrival/drop-off times

Click here to login: <https://mystop.lcisd.org/elinkrp/Login.aspx>

All you need is your student(s) ID number and date of birth to login. To view instructions on accessing the e-link: https://youtu.be/nmd_284gp9U.

You can also download the Versatrans My Stop App to view your student(s) active bus route's arrival time to the designated bus stop. Guardians can register one student. If they have more students within the district, they will be added to the same account. To login, you need your student(s) ID number and date of birth.

For more information, please visit <https://www.lcisd.org/transportation>.

THE GOLD STANDARD

BUS TRANSPORTATION

If you did not complete a Transportation Form by August 4th, you must provide transportation for your child to/from school until August 26th

- Monday, August 5th - Wednesday, August 21st: During this time, if families fill out the Transportation Form requesting bus transportation for a student, the student will start receiving bus transportation on Monday, August 26th.
- Thursday, August 22nd and beyond: During this time, if families fill out the Transportation Form requesting, bus transportation for a student, the student will start receiving bus transportation five school days after the form is submitted.

www.lcisd.org/transportation



BUS TRANSPORTATION

LAMARCISD

A PROUD TRADITION | A BRIGHT FUTURE

Important Student Transportation Information for 2024-2025 School Year

SMART
tag



Versatrans
**My Stop
App™**

Lamar CISD was recently named a hypergrowth district, which requires significant planning to ensure our schools remain a great place to learn, and our students get the best education available. For the 2024-2025 school year, and in alignment with our mission to remain a destination District, Lamar CISD is moving from Smart Tag to Tyler Technologies Versatran My Stop™ (My Stop).

This change will require all parents/guardians to complete a Transportation Form. We are requesting this form to be filled out for all current and new students including bus riders, car riders, bike riders, and/or walkers.

It's especially important that students who ride the bus complete this Transportation Form so they can receive bus services at the start of the school year.

This new software will provide a smoother transportation experience for our drivers, which increases the safety of our students. Additionally, My Stop will provide a parent portal, student rider onboarding, and student rider location.

To plan accordingly for your student, please review a list of important dates below:

- **Sunday, August 4:** Deadline to submit Transportation Form for students who want to receive bus transportation on the first day of school (Monday, August 12).
- **Monday, August 5 – Wednesday, August 21:** If families sign up during this time, then they will need to contact the campus. The student will start receiving bus transportation on Monday, August 26.
- **Thursday, August 22 or after:** If families sign up during this time, then the student will start receiving bus transportation after **five** school days.

For more information, please visit: www.LCISD.org/transportation.

BUS DISCIPLINE

The district will be following the procedures below when addressing bus transportation behaviors:

First Referral of minor offense	Warning notice is emailed home/ and text to parent
First Referral of serious/major offense	Notice is emailed home/ and text parent (5-day bus suspension)
Second Referral of minor offense	Notice is emailed home/ and text parent (5-day bus suspension)
Second Referral of serious/major offense	Notice is emailed home/ and text parent (15-day bus suspension)
Third Referral of minor offense	Notice is emailed home/ and text parent (15-day bus suspension)
Third Referral of serious/major offense	Notice emailed home/ and text parent (85-day bus suspension)
Fourth Referral of minor offense	Notice emailed home/ and text parent (85-day bus suspension)
First referral for fighting or any type of assault (physical, indecent, sexual, aggravated)	Notice emailed home/ and text parent (85-day bus suspension)
Second referral for fighting or any type of assault (physical, indecent, sexual, aggravated)	Notice emailed home/ and text parent (85-day bus suspension)



ELECTRONIC DEVICES

The LCISD School Board adopted a new electronic device policy. Students will be required to turn off all personal electronic devices (smart phones, smart watches, ipads, tablets, ear buds) and store them in their back packs for the instructional day.

The best practice is to leave these devices at home.

THE GOLD STANDARD

ELECTRONIC DEVICE POLICY

Cell phones, smart phones, smart watches, iPads, earbuds, and tablets MUST be turned off and in backpacks for the duration of the instructional day

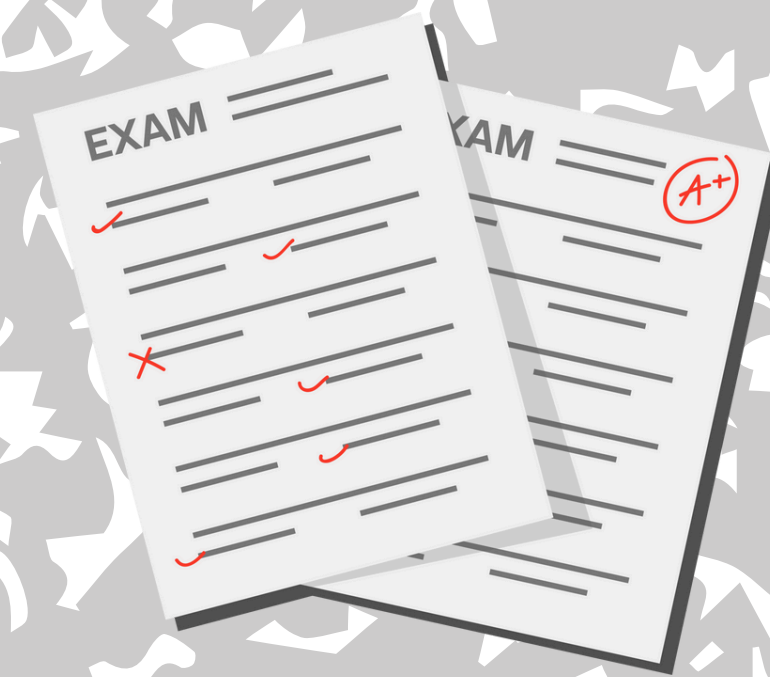

- 1st Offense - Parent contact, phone confiscated and returned at the end of the day
- 2nd Offense - Parent contact, phone confiscated, and parent must retrieve phone with a \$15 fee
- 3rd Offense - Parent contact, phone confiscated, and parent must retrieve phone with a \$15 fee, and student is assigned ISS
- 4th Offense - Parent contact, phone confiscated, and parent must retrieve phone with a \$15 fee, and student is suspended
- 5th Offense - Parent contact, phone confiscated, and parent must retrieve phone with a \$15 fee, and student is recommended to attend ALC
- 6th Offense and beyond - Recommended ALC Placement



REASSESSING GRADES

In grades 1-5, if a student fails a MAJOR assessment, they will receive a reteach and a reassessment.

This highest possible grade received and recorded is a 70.



MAKEUP WORK

MAKE-UP WORK

Make-up work is available to all students. Students shall receive credit for satisfactory make-up work after an absence. A teacher is responsible for giving make-up work to a child with an absence or suspension. A grace period equal to the number of days missed plus one is allowed for make-up work. At the teacher's discretion, make-up work may be made up before, during, or after school.

Guidelines

A student is required to make up all assignments missed while absent.

Example: A student absent on Tuesday would have Wednesday and Thursday to do the make-up work and turn it in on Friday. A student absent on Wednesday, Thursday, and Friday would have Monday, Tuesday, Wednesday, and Thursday of the next week to do the make-up work and turn it in on Friday.

Students out due to a lengthy illness or emergency will be handled on an individual basis.

The return time of make-up work assignments to the student shall be the same as any time frame for minor, major, or long-term assignments. For more information, see EIA (LOCAL).

Students will not be given make-up work ahead of time for unexcused absences such as trips during school days. Make-up work will be completed when the child returns. All graded work must be completed independently at school.

- No extra credit will be given.
- Work not received within the grading period will result in zero.

CANVAS



THE Canvas Evolution ELEMENTARY EDITION

Canvas Parent/Guardian Accounts

What is Canvas? Canvas is Lamar CISD's online learning portal. Canvas provides parents and guardians "view only" access to see your student's online course work. This allows you access to information such as calendar reminders, announcements, student assignments, & instructional notes. As LCISD teachers begin using Canvas throughout the school year, you will see valuable information in Canvas!

Parents can learn more about what Canvas has to offer here:

<https://www.lcisd.org/students-parents/canvas-information>

Each video is full of valuable information!

Before You Log In To Canvas for the First Time

What do I need to get started?

You must know...

✔ The email address associated with your Skyward Family Access account.

NEED HELP? Log in to Skyward Family Access <https://goo.gl/CkEUeu> & tap **My Account** to add or update your email address.

Having Trouble?

- Forgot Skyward Family Access Username/Password - <https://goo.gl/XftKb9>
- Report Other Skyward Family Access Issues - <https://goo.gl/nf477A>

Please note...once the email address has been successfully added or updated in Skyward, it may take up to a week for Skyward to "push" this email address into Canvas.

Create a Password to Access your Canvas Account

Visit <http://canvas.lcisd.org/>

1. Tap "Forgot Password"
2. Username: Enter the email associated with your Skyward Family Access account
3. Tap "Request Password"
4. Open your email. Follow the prompts found in your email to change your password.

Log in to Canvas

After you have gone through the steps above to create a Password for your Canvas Account, you can access Canvas using your parent credentials online, or through the Canvas App!

Visit <http://canvas.lcisd.org/>

Download on the
App Store

<https://goo.gl/uE67HM>

GET IT ON
Google Play

<https://goo.gl/XK1ebi>

Update Notification Settings

Add Cell Number -

- Tap **Account**
- Tap **Settings**
- + **Contact Method**
- Add Cell Number, Select a Carrier & Tap **Register SMS**
- Follow the prompts in your "Text Messages" on your Cell Phone to confirm.

Recommended Notification Settings-

- ✔ Announcement
- ✔ Conversation Message
- ✔ Administrative Notifications

View Course Announcements

- By default, important course announcements will be emailed to the email address listed in Skyward Family Access.
- If you would like to see ALL course announcements...

Log into Canvas - <http://canvas.lcisd.org/>

1. Select a **Course**
2. Tap "**Announcements**"
3. Tap the **Title of any Announcement** to view details.

IMPORTANT: If you do not see the "Announcement" button in a course, then no announcements are currently posted for that course.

2 of 2

PBIS

All educators develop positive, predictable, and safe environments that promote strong interpersonal relationships with students through teaching, modeling, and encouragement.



Improved Student Outcomes

- Academic Achievement
- Prosocial Behavior
- Attendance
- Emotional Regulation
- Reduced Bullying and Harassment
- Reduced Alcohol and Other Drug Use
- Improved Outcomes for Students With Disabilities



Reduced Exclusionary Discipline

- Office Discipline Referrals
- Suspensions
- Restraint and Seclusion
- Racial Inequities

Evidence for each outcome available at www.pbis.org/resource/is-school-wide-positive-behavior-support-an-evidence-based-practice



Improved Teacher Outcomes

- Teacher Efficacy and Well-Being
- Teacher-Student Relationships
- Student Engagement and Instructional Time
- School Culture and Organizational Health
- Climate and Safety



PBIS AND HOUSES

PBIS House System POINT SCALE

House "WOW" Points

Up to 5 points awarded directly to a student or house for the following:

- Exceptional effort, character or achievement (Soccer Goal moments).
- Examples:
 - Answering a challenging question
 - Showing excellent leadership



All points are tracked through RCA House Points App!

PBIS House Points

Awarded regularly for meeting PBIS expectations.

Daily-

- Being responsible.
- Being respectful.
- Being a problem solver.
- Practicing self control.

Throughout the Year:

- Meeting Goal on Tests = 5 points
- Attending Tutorials on Time = 5 points
- Paws for Prasiie = 5 points

End of the Nine Weeks:

- Top Dog- 10 points
- A Honor Roll = 10 points
- AB Honor Roll = 5 points
- Citizenship Award = 5 points
- Perfect Attendance = 5 points
- No Tardies = 5 points

Adolphus PBIS House System

CONNECTED FOR SUCCESS



"In a world of people trudging up and down the stairs....we are choosing to SLIDE!"
Ron Clark



ADOLPHUS ELEMENTARY HOUSE SORTING


Every student and adult at Adolphus slides into their house. Which House will choose you?

Will it be a house of steadiness or passion? Equity or positivity? Caring? Responsibility?


When a House chooses you, it is said that you either embody the values of that House or you need something that House has to offer.

Trustworthiness, Citizenship, Respect, Fairness, Responsibility and Caring...Six Houses, one family!





NURSE INFORMATION



- All medication must be kept in nurse's clinic—this includes cough drops
- All medication must be in its original container—if prescription, it must have a label with the student's name and information on it
- All medication must be accompanied by appropriate paperwork—medication papers may be found on Adolphus website under nurse's note or picked up from nurse (Nurse Kozak is also very willing to email you a copy for your convivence)
- Over-the-counter, short term medications, such as cough drops or antibiotics also need appropriate paperwork, which can also be found on website under nurse's notes and is called "Parental Permit to Administer Medication At School For 6 Weeks Or Less" –if unable to print this copy , you may send a dated note listing student's name, name of medication, reason for giving, time/frequency and duration that it is to be given—parent signature is also needed.
- If your child has a life-threatening allergy or asthma, please get with Nurse Kozak to discuss and provide appropriate paperwork and medication on campus for those "in case" moments for your child's safety.
- If you have any questions, please feel free to contact the nurse at 832-223-4706 or email at jkozak@lcisd.org



NUT FREE CLASSROOMS

- **Classrooms are to be nut-free. A child with a severe nut allergy can potentially suffer a reaction merely by touching or smelling food with nuts.**
- **Please do not send any peanuts, peanut butter, Nutella, or foods containing these items as snacks. They will not be allowed to be eaten in the classroom.**
- **Any food sent to share in the classroom i.e. birthday cupcakes, cookies, etc, is to be store-bought, in the original container with an ingredient list that is peanut free.**
- **The above does not apply to lunches, children will still be able to eat food of their choice in lunch room as we have ensured areas that will remain nut free zones.**

Thank you in advance for your cooperation. We are trying to ensure the safety of all of our children. We are striving to promote a safe environment for all of our students, and in working together we can work to keep our students safe.



LUNCH VISITORS

Bulldog *family bistro*



YOU MAY ONLY HAVE LUNCH WITH YOUR STUDENT

YOUR VISITOR TAG IS GOOD FOR THE CAFE AND
HALLWAYS ONLY

STUDENTS RETURN TO THEIR CLASS WHEN THEIR
TIME LUNCH IS OVER

LIMIT YOUR LUNCH SIGNUPS TO ONCE A MONTH

- Please sign up using the Sign-Up Genius link on the school webpage and Parent Newsletter. Make sure to reserve the TOTAL number of chairs for each visitor, including your child. This will ensure enough space in the Family Bistro.
- We ask that parents limit visits to once per month to ensure all parents who want to visit have an opportunity. This allows your child to develop appropriate social skills while interacting with classmates during lunchtime.

SCHOOL CAFE

- Go to www.schoolcafe.com to create a lunch account online for your student
- You may add money to their lunch account from your online School Café account
- You may also apply for free or reduced lunch at www.schoolcafe.com

The logo for School Café is a green rounded rectangle with the text "schoolcafé" in white. "school" is in a simple sans-serif font, while "café" is in a cursive script font with a leaf-like flourish over the 'é'.

schoolcafé



MORNING DROP OFF

Morning Arrival



We offer 40 minutes for cars to drop off students daily beginning at 6:35 AM. The busiest time is from 7:05-7:15 AM.

NO SUPERVISION IS PROVIDED PRIOR TO 6:35 AM.

- **6:35-6:45:** Once you see adult supervision outside the front doors, students exit the car independently and line up on either side of the front doors to receive a Bulldog Buck. If your child cannot open the door by themselves, please get in line at 6:45 AM or later.
- **6:45-7:15:** Safety Patrol is on duty to open car doors for your child(ren).
- **7:15 or later:** No Safety Patrol or staff will be outside. You will need to get your child into the front office safely. Students must get a tardy slip if they are not through the main hall double doors by the time the tardy bell completes ringing.



- School doors open at 6:45 a.m.
- There is less traffic between 6:35-7:00 a.m.
- No drop-off is allowed along the side of the street.
- Pull up all the way, passing the front doors.
- Students should be ready to get out of the car- backpack on, belongings in hand.

DISMISSAL- CAR RIDER

- **Students are picked up at the front circle drive ONLY unless in a special program.**
- **The line may be long, so pack your patience!**
- **You may not park and walk up to get your child during dismissal.**
- **Display your car tag number by hanging it on the rearview mirror, so it is easily seen. Do not take it down until your child is in your car.**
- **Your child must enter the vehicle through the passenger side of the car.**



DISMISSAL- CAR RIDER



Late Pick Up at Dismissal

School dismisses at 2:40 PM. Please be in the car rider line by 2:50 PM to ensure you are not a late pick-up.

If you do not see the staff member calling car rider numbers in the circle drive when you arrive, you are considered a late pick-up. You will need to park your car in the lot and come into the building with your car number hanging tag to sign out your child(ren).



Cars that do not have this year's car tag will need to park, come into the school, and show an ID that matches a legal guardian or emergency checkout person.



DISMISSAL- WALKERS

- **Students walk with teachers and meet parents with cars**
- **West Belfort walkers – exit school and cross at West Belfort**
- **Long Meadow Farms walkers- exit school and walk toward the LMF pool or cross Winston Ranch Pkwy.**



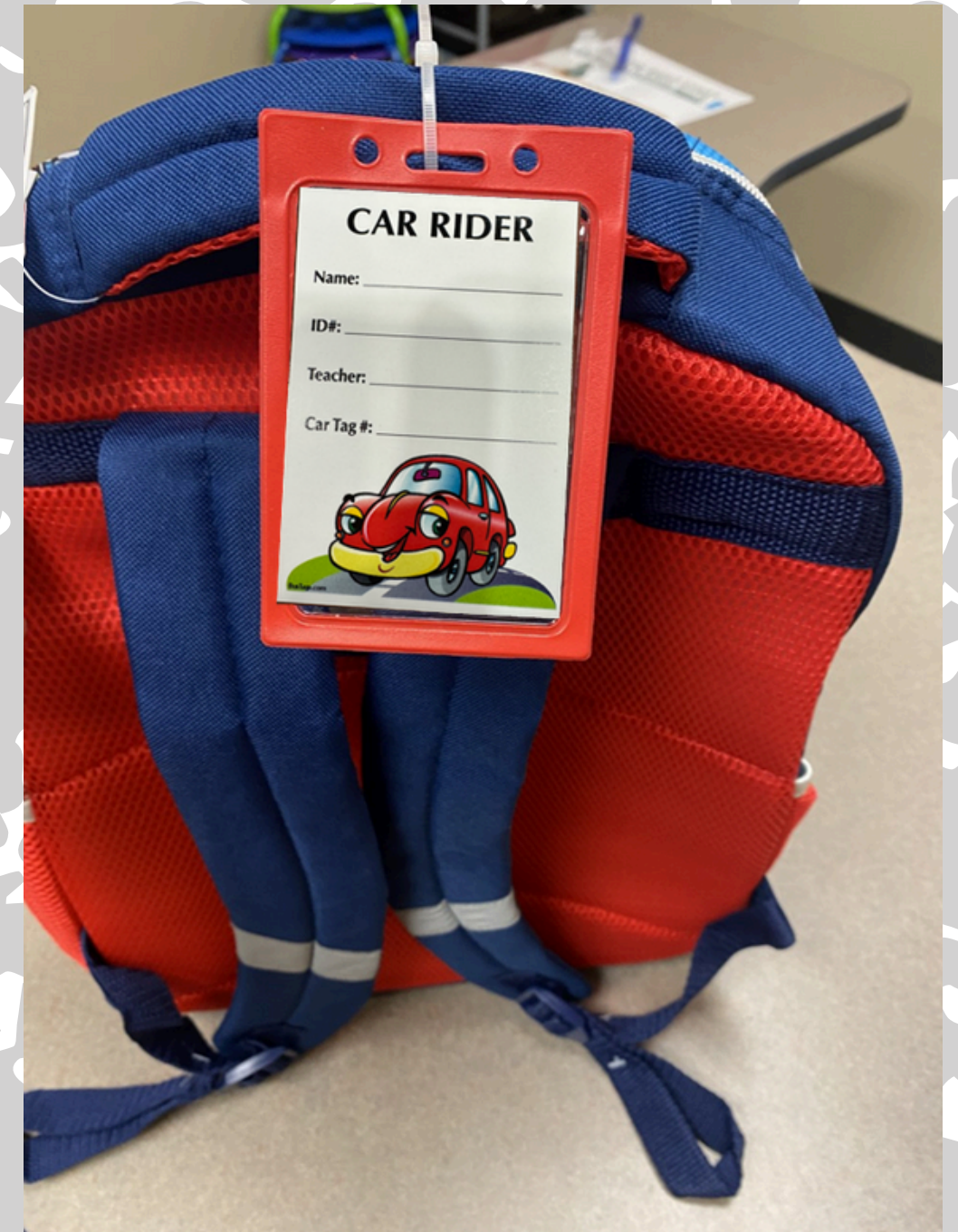
DISMISSAL- BUS

- Students need their ID badges to scan on/off the bus.
- Pre-K and Kinder students can only leave the bus if a guardian at the stop or an older sibling in grades 1-5 has a blue card with permission to take them off.
- Behaviors will be monitored, and discipline will be implemented if needed through transportation.



DISMISSAL BACKPACK TAGS

- Each student has a dismissal backpack tag for their designated way of going home.
- Please keep them on your child's backpack.
- if they get a new backpack, cut the tag off at the zip tie and send it to school with your child so their teacher can add it to their new backpack.
- If the tag is lost, there will be a \$3 replacement fee.



TRANSPORTATION CHANGES

- If you need to make a last-minute emergency change, call the front office before 1:45 PM at 832-223-4700. Please do not email the teacher; they are busy teaching students.
- Best practice: Send a written note to school with your child for the teacher to turn in to the front office, who will write a formal transportation change form.
- Routine and consistency are ideal for student success. Only one mode of transportation is allowed for the primary dismissal plan.



SEVERE WEATHER DISMISSAL

- Severe weather dismissal is typically called no earlier than 2:30 PM and will be communicated via a Skylert text and email message to all Adolphus families.
- Severe weather dismissal is called when the weather is unsafe for students to walk or ride bikes home. For safety reasons, no student will be permitted to walk or ride a bike home during severe weather dismissal. *Every walker/bike rider becomes a car rider during severe weather dismissal.*
- To reduce the traffic jam, we recommend parents follow the request below:
 - HOV pick-up (more than one student): Get in car line from 2:40-3:00
 - Single student pick-up: Get in car line at 3:00
- **Walk-in pick-ups are discouraged and will not be processed until after the car rider line is complete** so that our staff can focus on getting students safely into cars and to prevent safety concerns with students/parents crossing the car rider line.

Please pack your patience because severe weather dismissals are a slower process than regular dismissals. The staff works hard to get students into their cars as quickly as possible.



Walkers and bikers will become car riders during a severe weather dismissal. All other modes of transportation for students remain the same.



SPECIALS MESSAGE

Campus Club Requirements

Clubs are an exciting part of student life at Adolphus. Below are the minimum requirements for participation in all Adolphus Clubs. Each individual club may have additional guidelines. Please refer to the information given by the sponsor of each club.

General Club Requirements:

1. Arrive at school on time regularly.
(No more than 5 tardies per 9 weeks.)
2. Attend school regularly.
(No more than 4 unexcused absences.)
3. Take care of academic responsibilities.
(No more than 3 tardies to morning tutorials.)

A student will be removed from clubs if these guidelines are not met. Further guidelines vary by club and will be given by that sponsor. Club sponsors work closely with administration and counselors to ensure student success and meaningful participation in these enriching school activities.

-Adolphus Specials Team





Adolphus Elementary PTO



www.adolphuspto.ptboard.com



Become a PTO
member today

Volunteer during the
year if you can

Support our
amazing school 

CAMPUS INVOLVEMENT

- To help keep our campus safe, the district is requiring all volunteers to complete a volunteer application. The application is good for one school year.
- If you plan on attending field trips or volunteering anytime throughout the school year, you must complete the form.
- You can complete the form by clicking on the link below or you can go to lcsd.org > Community > Volunteers > application
- <https://apps.raptortech.com/Apply/NTk1OmVuLVVT>

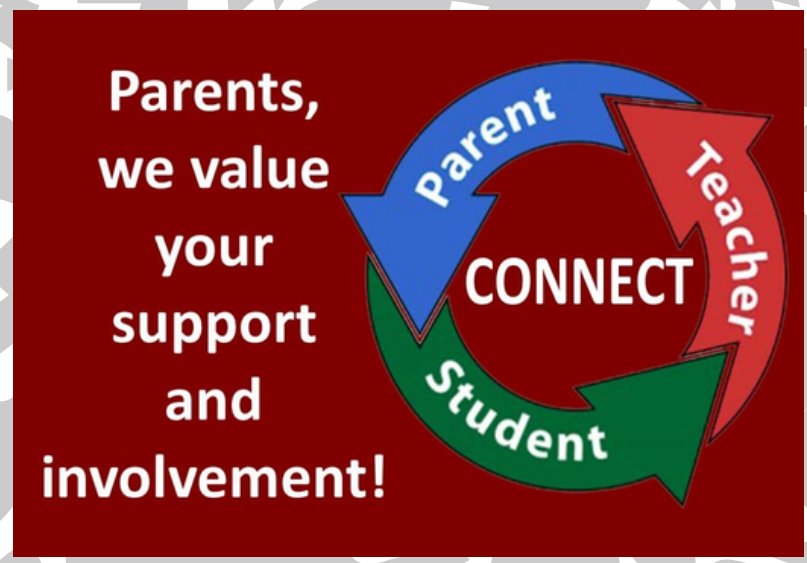


*We ♥ our
Volunteers*




HOME - SCHOOL CONNECTION

If you have concerns, your first point of contact is your child's teacher. If the situation is not resolved, you may contact your child's counselor next. An administrator will be the last point of contact if needed.
(subject to change due to the manner of the situation)



The Importance of School – Home Partnerships

- Research shows that children are more likely to perform better when school and families work well together.
- Students benefit in grades, test scores, attitudes toward schoolwork, behavior, homework completion, and attendance rates.
- Parent partnership in children's learning is positively related to achievement.



**HERE'S TO A
GREAT SCHOOL
YEAR
TOGETHER!**

