



**WELCOME  
TO  
FOURTH  
GRADE  
2023-2024**

# 4TH GRADE DAILY SCHEDULE



- 7:15-8:05 Block I
- 8:05-8:55 Specials
- 8:55-10:35 Block I
- 10:35-11:00 Block II
- 11:00-11:30 Bulldog Learning Time (BLT)
- 11:30-12:00 Recess
- 12:00-12:30 Lunch
- 12:30-2:40 Block II

# LCISD GRADING UPDATES

- **LANGUAGE ARTS:**

- LANGUAGE ARTS GRADES ARE A COMBINATION OF READING AND WRITING GRADES. THESE ARE NO LONGER SEPARATE SUBJECTS IN SKYWARD FAMILY ACCESS.
- A MINIMUM OF 2 MAJOR GRADES AND 7 MINOR GRADES WILL BE GIVEN EACH NINE WEEKS FOR LANGUAGE ARTS (9 TOTAL GRADES).

- **MATH:**

- A MINIMUM OF 2 MAJOR GRADES AND 7 MINOR GRADES WILL BE GIVEN EACH NINE WEEKS FOR MATH (9 TOTAL GRADES).

- **SCIENCE:**

- A MINIMUM OF 2 MAJOR GRADES AND 5 MINOR GRADES WILL BE GIVEN EACH NINE WEEKS FOR SCIENCE (7 TOTAL GRADES).

# HOMework

**When:** Monday-Thursday (starts 2nd week of school)

**Due/Reviewed:** Tuesday-Friday

**What:**

**ELAR:**

20 Minutes of Independent Reading  
Spelling Words

**Math:**

Go Math! Workbook page(s) (odds, evens, front, back)/Marvel Math  
Study Math Facts (send home sheet)

**Science: (Wednesday only)**

Science Workbook page/STEMscopes assignment



# SCIENTIFIC SPELLING

Scientific Spelling will be used as a guide for teaching spelling using the suggested grade level curriculum road map to introduce the new pattern or rule for the week.

## What is Scientific Spelling?

- Curriculum to teach spelling by using reliable patterns and rules of the English language
- Students learn by analyzing words and grouping them into three categories
  - *Regular*
  - *Rule*
  - *Irregular*
- Aids the retention of words and reinforces basic spelling information.
- No memorization of lists
- Lessons are by grade level
- Will be assessed by sentence dictation or with rubric for spelling patterns

\*\*\*Students will not have weekly spelling quizzes, however, they will be assessed over specific spelling rules within their writing grades.\*\*\*

# CLASSLINK



YOUR CHILD HAS ALL OF THESE GREAT RESOURCES AVAILABLE TO THEM ON CLASS LINK! LOGIN INFORMATION IS ON A LABEL INSIDE YOUR CHILD'S AGENDA! 😊

- DREAMBOX IS A MATH LEARNING ENVIRONMENT THAT **ADAPTS TO YOUR STUDENT'S NEEDS.**
- STUDENTS SEE PRACTICE **UNITS AND LESSONS DEPENDENT ON HOW THEY PERFORM ON ASSESSMENTS.**
- DREAMBOX HEAVILY INCORPORATES **MANIPULATIVES.**





- SINCE DREAMBOX IS **ADAPTIVE**, TEACHERS HAVE LITTLE CONTROL OVER WHAT UNIT STUDENTS ARE WORKING ON.
- DREAMBOX **DECIDES WHAT SKILLS** YOUR STUDENT NEEDS TO PRACTICE AND WHEN THEY ARE READY FOR NEW LESSONS.

DISTRICT EXPECTATION-  
FOR STUDENTS TO MAKE PROGRESS  
IT IS RECOMMENDED THAT STUDENTS COMPLETE  
5 LESSONS PER WEEK.

# HOW TO ACCESS

TO ACCESS ON A PC , YOUR STUDENT NEEDS  
TO LOG IN TO CLASSLINK. FIND  
THE DREAMBOX ICON.



To access Dreambox on an iPad, download  
the Classlink app **and** the Dreambox app.  
Login the Classlink app. Find the Dreambox icon.  
It will prompt you to launch the app. The program  
will automatically open in the app.



# DREAMBOX PARENT TIPS



- YOUR PARENT DASHBOARD ALLOWS YOU TO SEE LESSONS/STORIES COMPLETED, TOKENS EARNED, A BASIC LOG OF THE TIME SPENT ON DREAMBOX, A TOTAL TIME ON TASK, AND PROGRESS ON CURRICULUM CATEGORIES.
- TO CREATE A PARENT DASHBOARD, HAVE YOUR STUDENT LOG-IN TO HIS/HER DREAMBOX ACCOUNT. THEN, CLICK SETUP PARENT ACCESS AT THE BOTTOM OF THE SCREEN. THEN, GO TO [PLAY.DREAMBOX.COM](https://play.dreambox.com) TO SEE YOUR [PARENT DASHBOARD](#).
  - Encourage students to FINISH lessons.
  - Encourage them to use the “Help” (K-8) and “Hint” (3-8) buttons.
  - Use only the program. No pencil, paper or calculator
  - Don't help students answer problems.
  - Encourage a growth mindset. It is okay for students to make mistakes and try their own ideas!

# WEEKLY NEWSLETTER

- ❖ THE NEWSLETTER WILL BE ELECTRONICALLY DISTRIBUTED WEEKLY THROUGH CANVAS.
- ❖ NEWSLETTERS WILL INCLUDE EVENTS, OBJECTIVES, IMPORTANT DATES AND ANY OTHER INFORMATION DEEMED NECESSARY BY THE GRADE LEVEL.
- ❖ PLEASE MAKE SURE THAT YOU ARE SIGNED UP AND HAVE ACCESS TO CANVAS.



Canvas is our district's Learning Management System. Communications and information can be shared through this tool. Follow these 3 easy steps to ensure you are kept up-to-date with your student's education.

<p><b>1</b> Sign in and set your password.</p> <p>A checklist is below. Need further assistance?</p> <p><b>1<sup>st</sup> Time Parent Login to Canvas:</b></p> <ul style="list-style-type: none"><li><input type="checkbox"/> Make sure you have a valid email in Skyward</li><li><input type="checkbox"/> Open the Canvas login page</li><li><input type="checkbox"/> Select "Forgot Password"</li><li><input type="checkbox"/> Go to your email account</li><li><input type="checkbox"/> Open the email from Canvas and create a new password</li><li><input type="checkbox"/> Login to Canvas with email address and new password</li></ul>	<p><b>2</b> Set Notifications/Add Cell Number</p> <ul style="list-style-type: none"><li>• Notification Settings to turn on: Announcements and Conversations</li></ul> <p>Need further assistance? Check out these resources: <a href="https://bit.ly/canvaslcisd">bit.ly/canvaslcisd</a></p> <p><b>3</b> Stay Connected</p> <p>Download the Canvas app for your phone.</p> <p> Download on the App Store <a href="https://goo.gl/uE67H">https://goo.gl/uE67H</a></p> <p> GET IT ON Google Play <a href="https://goo.gl/XK1ebi">https://goo.gl/XK1ebi</a></p>
------------------------------------------------------------------------------------------------------------------------------------------------------------------------------------------------------------------------------------------------------------------------------------------------------------------------------------------------------------------------------------------------------------------------------------------------------------------------------------------------------------------------------------------------------------------------------------------------------------------------------------------------	--------------------------------------------------------------------------------------------------------------------------------------------------------------------------------------------------------------------------------------------------------------------------------------------------------------------------------------------------------------------------------------------------------------------------------------------------------------------------------------------------------------------------------------------------------------------------------------------------------------------------------------------------------------------------------------------------------------------------------------------

# BEHAVIOR INCENTIVES

We will be using Class Dojo, House Points and Bulldog Bucks as a positive behavior management tool 😊

We will use the student Conduct Card to communicate any behavior concerns. No news is good news!

The Conduct Card will be brought home daily in the binder and should be signed daily by a parent or guardian.

Name \_\_\_\_\_

**Adolphus Elementary – Grades 1-5**

**1<sup>st</sup> NW**

Date	Monday	Tuesday	Wednesday	Thursday	Friday
Aug. 14-18					
Aug. 21-Aug. 25					
Aug. 28-Sept. 1					
Sept. 5-8	No School Labor Day				
Sept. 11-15					
Sept. 18-22					
Sept. 25-28					No School Fl. Bend County Fair Day
Oct. 2-5					No School Fall Break
Oct. 10-11	No School Fall Break				


Parents: Please Initial Daily

Common Expectations

Dress Code



Smart Tag



Categories	Work Habits
	1-Uses Time Wisely
	2-Listens Attentively
	3-Follows Directions
	4-Participates
	5-Completes Homework
	6-Works Independently
	Social Behaviors
	A-Displays Positive Attitude
	B-Respects Authority
	C-Respects Others
	D-Exercises Self-Control
	E-Works Well with Others
Category Grade	0-2 Marks Per Category = I
3-4 Marks Per Category = N	
5+ Marks Per Category = U	

Overall Conduct	0-1 N in Category Grade = S
	2-4 N or 1 U in Category Grades = N
	5+ N or 2+ U Category Grades = U
Any office referral will automatically lower the overall conduct one grade level.	
Loss of conduct card results in an automatic grade of N.	
Legend	S = Satisfactory
	N = Needs Improvement
	U = Unsatisfactory

# DRESS CODE

Shirts: Solid Red, White, Gray, Black, or Navy Blue

PTO Spirit Wear or Official Schools Shirts

Bottoms: Black, Gray, Navy Blue, Khaki, or Blue Denim

free from rips, tears, or holes

Leggings may be worn under shorts or skirts only

Jackets: When worn in the building, they must be  
solid Red, White, Gray, Black, or Navy Blue or  
PTO jackets

Shoes: Safe for school, athletic shoes with closed toes and  
backs are preferred.

Hair: Clean, well groomed, out of eyes, and non-distracting



# Jackets worn in building


Solid Red



Solid White




Solid Black



Solid Navy Blue



Solid Gray




OR

# SMART TAGS

EVERY CHILD WILL HAVE A SMART TAG WHICH IS USED  
TO

- TRACK WHEN A STUDENT IS ON THE BUS
- PURCHASE BREAKFAST AND LUNCH
- CHECK OUT BOOKS IN THE LIBRARY



# Snack Time

Healthy snacks have been proven to be “brain boosters” and foster alert and well-nourished students. Fourth grade teachers allow students to eat a **healthy snack** at a time suitable for the teacher. It is important that we set good eating habits by choosing our snacks wisely.

## Healthy Snacks:


**\*\*We are a peanut free classroom. Any items containing peanuts will not be allowed during snack time.**

- Fruits (Please stay away from those too juicy or too messy. Fruits must be already cut up or peeled.)
- Vegetables
- Crackers
- Cheese
- Raisins
- Animal Crackers
- Pretzels
- Granola Bars
- Fruit Bars
- Non-sugar-coated cereals
- Any combination of the above.

## Not-So-Healthy Snacks:

- Chips
- Chocolate
- Candy
- Candy Bars
- Cookies
- Sugar-coated cereals

Students may bring a water bottle to keep at their desk. Snacks are optional and will not be shared or provided





# SWIM

Hold on to that swimsuit!!

Swimming will be October 2-12

More information to come!



- MRS. VERRETT
- DOROTHY.VERRETT@LCISD.ORG

- MRS. KRISTIN DRY
- KRISTIN.DRY@LCISD.ORG

- MRS. JONES
- EJONES@LCISD.ORG

- MRS. JACOBY
- AMY.JACOBY@LCISD.ORG

- MRS. CUELLAR
- PRISCILLA.CUELLAR@LCISD.ORG

- MRS. CARBERRY
- NCARBERRY@LCISD.ORG

- MRS. MOEHLIG
- MMOEHLIG@LCISD.ORG

- MRS. SCUDDER
- MEGAN.SCUDDER@LCISD.ORG

